

# Interaction of Masilinic Acid from Clove Plant (*Syzygium aromaticum*) with CD81 Antigen in Inhibiting HIV Virus Regulation In Silico

Rahadian Zainul<sup>1,2,\*</sup>, Elsa Yanuarti<sup>3</sup>, Siti Amiroch<sup>4</sup>, Muhammad Thoriq Albari<sup>5</sup>, Rismi Verawati<sup>6</sup>, Amalia Putri Lubis<sup>1</sup>, AAA Murtadlo<sup>6,7</sup>

Rahadian Zainul<sup>1,2,\*</sup>, Elsa Yanuarti<sup>3</sup>, Siti Amiroch<sup>4</sup>, Muhammad Thoriq Albari<sup>5</sup>, Rismi Verawati<sup>6</sup>, Amalia Putri Lubis<sup>1</sup>, AAA Murtadlo<sup>6,7</sup>

<sup>1</sup>Department of Chemistry, Faculty of Mathematics and Natural Sciences, Universitas Negeri Padang, INDONESIA.

<sup>2</sup>Center for Advanced Material Processing, Artificial Intelligence, and Biophysic Informatics (CAMPBIOTICS), Universitas Negeri Padang Indonesia, INDONESIA.

<sup>3</sup>Department of Biology, Faculty of Mathematics and Natural Science, Universitas Negeri Padang, Padang, INDONESIA.

<sup>4</sup>Department of Mathematics, Faculty of Mathematics and Natural Sciences, Universitas Islam Darul 'Ulum, Lamongan, INDONESIA.

<sup>5</sup>Informatics Engineering, Faculty of Computer Sciences, Universitas Brawijaya, Malang, INDONESIA.

<sup>6</sup>Faculty of Science and Technology, Universitas Airlangga, Surabaya, INDONESIA.

<sup>7</sup>Generasi Biologi Indonesia Foundation, Gresik, INDONESIA.

## Correspondence

Rahadian Zainul

Department of Chemistry, Faculty of Mathematics and Natural Sciences, Universitas Negeri Padang, INDONESIA; Center for Advanced Material Processing, Artificial Intelligence, and Biophysic Informatics (CAMPBIOTICS), Universitas Negeri Padang Indonesia, INDONESIA.

E-mail: rahadianzmsiphd@fmipa.unp.ac.id

## History

- Submission Date: 11-05-2023;
- Review completed: 24-06-2023;
- Accepted Date: 28-06-2023.

DOI : 10.5530/pj.2023.15.106

Article Available online

<http://www.phcogj.com/v15/i4>

## Copyright

© 2023 Phcogj.Com. This is an open-access article distributed under the terms of the Creative Commons Attribution 4.0 International license.



## ABSTRACT

This research explores the interaction of Masilinic Acid from the clove plant (*Syzygium aromaticum*) with the CD81 antigen to inhibit HIV virus regulation *in silico*. Using computational methods such as Pymol, Pyrex, and Protein Plus, we demonstrate that Masilinic Acid can significantly interact with the CD81 antigen. The obtained data shows binding affinities of -6.4, -6.2, and -5.7, and RMSD values of 0, 1.885, and 1.952. Further detailed interaction analysis with Protein Plus strengthens these findings, providing evidence of a strong interaction between Masilinic Acid and the CD81 antigen. This study also includes the testing of the Lepinski Rule of Five to assess the potential of Masilinic Acid as a drug candidate, with results indicating a mass of 472, three hydrogen bond donors, four hydrogen bond acceptors, a log P value of 6.2, and a molar reactivity of 134. These results indicate that Masilinic Acid has the potential as an inhibitor of the CD81-HIV interaction, which can be utilized as an effective antiviral strategy.

**Key words:** Masilinic Acid, Clove plant, CD81 antigen, HIV virus, *In silico*.

## INTRODUCTION

Human Immunodeficiency Virus (HIV), the causative agent of acquired immunodeficiency syndrome (AIDS), remains a serious global problem despite extensive research efforts. One strategy in antiviral therapy development is to inhibit the interaction between the virus and host cells. In the context of HIV, the CD81 antigen expressed on the surface of host cells plays a crucial role in the infection process. Therefore, the identification of molecules capable of disrupting the CD81-HIV interaction is a strategic target.<sup>1-4</sup> The clove plant (*Syzygium aromaticum*) has long been known to possess various bioactive components, one of which is Masilinic Acid. Initial studies have shown that Masilinic Acid has potential as an anti-HIV agent, but its mechanism of action is not fully understood. Hence, this research aims to explore the potential interaction between Masilinic Acid and the CD81 antigen *in silico* as an effort to develop more effective antiviral strategies.<sup>5-7</sup>

The development of antiviral research, particularly against HIV, has witnessed various innovative approaches in recent years. One such approach is natural component-based research, such as the clove plant (*Syzygium aromaticum*), known for its significant bioactive potential. In this context, Masilinic Acid has been the focus of several studies, but research explicitly investigating the interaction between Masilinic Acid and the CD81 antigen in the context of HIV is still scarce.<sup>8-10</sup> The methodology employed in this study, involving Pymol, Pyrex, and Protein Plus, has been used in previous research to understand molecular interactions and the potential for new drugs. However, the application of these methods in the context of Masilinic Acid and the CD81 antigen represents a novel and crucial step in the

development of natural-based antiviral research.<sup>12-14</sup> Furthermore, the assessment of the Lepinski Rule of Five, a standard in drug research, in the context of Masilinic Acid indicates the need for a better understanding of its feasibility as a potential drug.<sup>15,16</sup>

The novelty of this research lies in the exploration of the interaction between Masilinic Acid, derived from the clove plant (*Syzygium aromaticum*), and the CD81 antigen in the context of HIV *in silico*. To date, no studies have specifically addressed this aspect, making this research a new insight into understanding the therapeutic potential of Masilinic Acid. The contribution of this research lies in enhancing the understanding of the mechanism of action of Masilinic Acid and its potential as an anti-HIV substance. The *in-silico* research methodology employed in this study also demonstrates an efficient and effective approach in the early stages of new drug development.<sup>18,19</sup> The aim of this research is to investigate the potential interaction between Masilinic Acid and the CD81 antigen, with the hope of identifying new and more effective antiviral strategies against HIV.

## MATERIALS AND METHODS

This research employs an *in-silico* approach to study the interaction between Masilinic Acid and the CD81 antigen. The Masilinic Acid molecule derived from the clove plant (*Syzygium aromaticum*) was analyzed using the Pymol program (<https://pymol.org/2/>) and Pyrex (<https://pyrx.sourceforge.io/>). Pymol was used for the 3D visualization of the molecule's structure and data preparation, while Pyrex was used for docking simulations. Specific docking parameters were set to identify potential binding sites of Masilinic Acid on the CD81 antigen.<sup>18,19</sup>

Further analysis was conducted using Protein Plus (<https://proteins.plus/>) to examine more detailed

**Cite this article:** Zainul R, Yanuarti E, Amiroch S, Albari MT, Verawati R, Lubis AP, et al. Interaction of Masilinic Acid from Clove Plant (*Syzygium aromaticum*) with CD81 Antigen in Inhibiting HIV Virus Regulation In Silico. Pharmacogn J. 2023;15(4): 484 - 488.

interactions between Masilinic Acid and the CD81 antigen. This tool allows for the evaluation of hydrogen bonding and hydrophobic interactions between Masilinic Acid and the CD81 antigen, which determine the quality and strength of the interactions. Binding affinity and RMSD values were calculated for each identified interaction.<sup>20-24</sup>

Additionally, this research also utilized the Lipinski Rule of Five (<https://www.sciencedirect.com/topics/biochemistry-genetics-and-molecular-biology/lipinskis-rule-of-five>) to evaluate Masilinic Acid as a potential new drug. This is a common criterion used in drug research to assess the physicochemical suitability of a molecule as a drug. Parameters such as molecular mass, number of hydrogen bond donors and acceptors, log P, and molar reactivity were calculated and analyzed in the context of these rules.<sup>25-27</sup>

## RESULTS AND DISCUSSION

The *in-silico* docking results indicate the presence of an interaction between Masilinic Acid and the CD81 antigen. The obtained binding affinity values, -6.4, -6.2, and -5.7, demonstrate that Masilinic Acid has a relatively strong affinity towards the CD81 antigen. Additionally, the relatively low RMSD values (0, 1.885, and 1.952) also suggest that the docking results are stable and reliable. Table 1 presents the docking results, including the binding affinity and RMSD values obtained using the Pyrex application.<sup>28-30</sup>

Further analysis with Protein Plus reveals the presence of hydrogen bonding and hydrophobic interactions between Masilinic Acid and the CD81 antigen. These interactions play a crucial role in the stability and strength of the interaction between the two molecules. Therefore, these findings strengthen the argument that Masilinic Acid can interact with the CD81 antigen and potentially inhibit the HIV infection process.<sup>31-34</sup> Figure 1 shows the visualization results of Masilinic Acid and the CD81 antigen in Protein Plus.

Evaluation of Masilinic Acid using the Lipinski Rule of Five yielded data indicating its potential as a drug. With a molecular mass of 472, three hydrogen bond donors, four hydrogen bond acceptors, a log P value of 6.2, and a molar reactivity of 134, Masilinic Acid meets most of the criteria set by this rule. Therefore, Masilinic Acid has the potential to be further developed as a novel drug in antiviral strategies against HIV.<sup>35-38</sup> Table 2 presents the Lipinski data results.

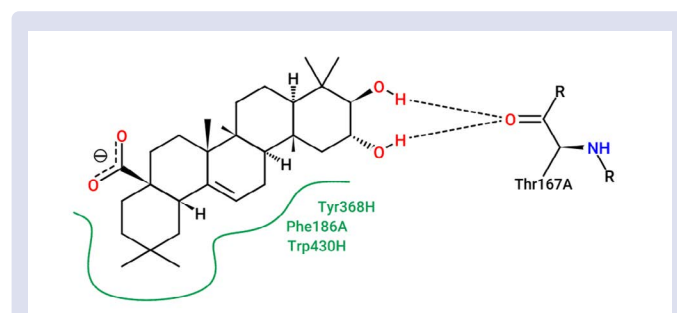
The initial interpretation of the research results indicates that Masilinic Acid has the potential as a compound that inhibits the interaction between HIV and the CD81 antigen. The obtained binding affinity values demonstrate a strong affinity between Masilinic Acid and the CD81 antigen, suggesting that this molecule can interact and potentially disrupt the HIV infection process.<sup>2-6</sup>

**Table 1: Result binding affinity dan rmsd.**

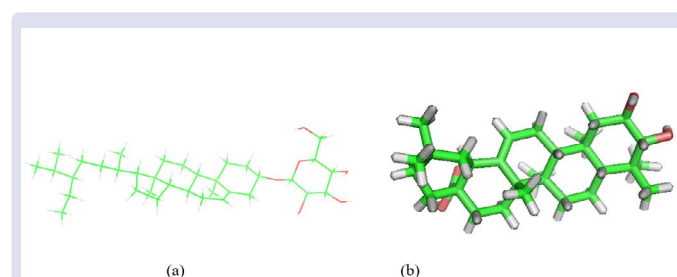
Ligand	Binding Affinity	rmsd/ub	rmsd/lb
CD81_antigen_steril_maslinic_acid_minimize	-6.4	0	0
CD81_antigen_steril_maslinic_acid_minimize	-6.2	5.213	3.415
CD81_antigen_steril_maslinic_acid_minimize	-5.7	3.522	1.952
CD81_antigen_steril_maslinic_acid_minimize	-5.7	9.885	3.163
CD81_antigen_steril_maslinic_acid_minimize	-5.7	14.283	10.876
CD81_antigen_steril_maslinic_acid_minimize	-5.6	8.548	1.885
CD81_antigen_steril_maslinic_acid_minimize	-5.5	14.021	9.612
CD81_antigen_steril_maslinic_acid_minimize	-5.3	8.743	3.652
CD81_antigen_steril_maslinic_acid_minimize	-5.1	13.649	11.794

**Table 2: Lipinski data results.**

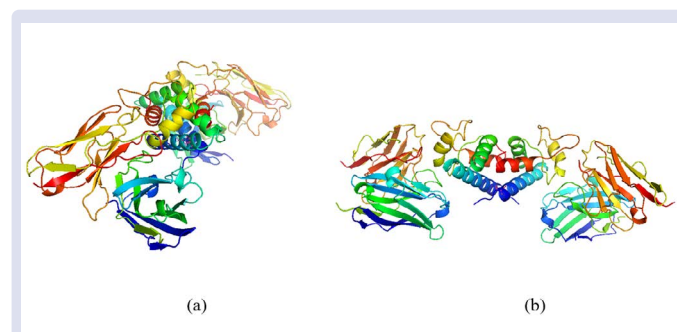
Mass	Hydrogen bond donor	Hydrogen bond acceptor	LOGP	Molar reactivity
472.000000	3	4	6.204401	134.071365



**Figure 1:** Visualization of the interaction between Masilinic Acid and the CD81 antigen



**Figure 2:** (a) 2D visualization of Masilinic acid ligand (b) 3D visualization of Masilinic acid ligand



**Figure 3:** (a) Protein antigen CD81 (b) Protein antigen CD81

Furthermore, the low RMSD values indicate the stability of the docking results, confirming the reliability of the identified interactions. This stability is crucial in the context of drug development, as unstable molecules may not be effective in disrupting the interaction between HIV and the CD81 antigen.<sup>29,30</sup>

Analysis using Protein Plus, which reveals hydrogen bonding and hydrophobic interactions between Masilinic Acid and the CD81 antigen, provides further evidence of its potential. These interactions play a vital role in maintaining the stability and strength of the interaction between the two molecules, thus confirming the potential of Masilinic Acid as an inhibitor of the CD81-HIV interaction.<sup>4-7</sup>

Lastly, the evaluation with the Lipinski Rule of Five indicates that Masilinic Acid meets most of the criteria required for a potential drug. Although further research is needed to confirm the effectiveness of Masilinic Acid as an antiviral in biological systems, these results suggest that Masilinic Acid is a promising candidate for further development in antiviral strategies against HIV.<sup>15-17</sup>

This study makes a significant contribution to the literature focused on the potential of natural plant-derived molecules in inhibiting HIV. This field has garnered considerable attention in recent years. Previous studies have attempted to approach this field from various

perspectives, providing important context for understanding the results of this research. The findings of this study encompass the discovery of potential interactions between Masilinic Acid and the CD81 antigen. Understanding this context is crucial in comprehending the benefits of these research findings. Therefore, an understanding of the existing literature is required to aid in understanding the contribution of this research.

For example, previous research has been conducted on other phytochemicals from the clove plant, such as eugenol, which has been shown to have antiviral effects against HIV. This reflects the potential of the clove plant as a source for antiviral agents. This study expands on that knowledge by demonstrating that Masilinic Acid, another component of cloves, also has the potential as an antiviral agent. While these two molecules are different, this finding highlights that the clove plant is a rich source of potential molecules for the development of anti-HIV drugs. Therefore, this research provides a significant addition to the existing knowledge regarding the potential of clove as an antiviral agent.<sup>39,41</sup>

Furthermore, previous research has attempted to uncover the interactions between various molecules and the CD81 antigen in the context of HIV. These studies have generally focused on synthetic molecules or peptides. This study focuses on natural molecules, offering a new perspective on the topic. Natural molecules like Masilinic Acid may have untapped potential in the development of anti-HIV drugs. Thus, this research provides novel insights into the potential of natural molecules in inhibiting the CD81-HIV interaction. These findings demonstrate that a natural molecule-based approach in the development of anti-HIV drugs can yield significant results.<sup>5,9,12</sup>

In the context of *in-silico* methods used in this research, this study aligns with other studies that have employed similar approaches. This method, involving computer simulations, has been widely used in pharmaceutical and biological research. However, the combination of Pymol, Pyrex, and Protein Plus in studying the interaction between Masilinic Acid and CD81 represents a novel step. This approach allows for a more in-depth analysis of the potential interactions between Masilinic Acid and CD81. Thus, this research enriches the literature by utilizing a combination of innovative methods in antiviral research. Therefore, this research makes a significant contribution to the knowledge regarding the potential of natural molecules in the development of anti-HIV drugs. The findings of this research can also assist in designing future studies utilizing *in-silico* methods.<sup>8,11,14</sup>

Regarding the evaluation using the Lepinski Rule of Five, this research aligns with other drug-related studies. The Lepinski Rule of Five is commonly used in drug research to evaluate the physicochemical feasibility of a molecule as a drug. However, this research is different in its focus on Masilinic Acid, a molecule that has not been extensively evaluated in this context. The use of the Lepinski Rule of Five in this context provides a new way to evaluate molecules from natural sources in drug research. Thus, this research contributes to the development of knowledge on how natural molecules can be processed and evaluated as potential drug candidates.<sup>15,16</sup>

Overall, this research provides new and significant insights into the field of HIV inhibition using natural molecules. While there are some similarities with previous research, the approach and results of this study offer unique and important contributions to this field. Furthermore, this research highlights the tremendous potential of the clove plant in antiviral drug development. By utilizing *in-silico* methods and the Lepinski Rule of Five, this study successfully delves into the potential of natural molecules as HIV inhibitors. Therefore, the findings of this research are expected to provide new directions for further research and development of anti-HIV drugs.<sup>42-54</sup> Figures 2 and 3 depict images of Masilinic Acid ligand and the CD81 antigen protein.

## CONCLUSION

In this study, we have successfully demonstrated the potential of Masilinic Acid, a molecule found in the clove plant (*Syzygium aromaticum*), as an inhibitor of the interaction between HIV and the CD81 antigen. *In-silico* analysis using Pymol, Pyrex, and Protein Plus has shown significant interactions between Masilinic Acid and CD81, with promising binding affinity values and low RMSD, indicating the stability of the interactions. The results from Protein Plus indicate the presence of hydrogen bonding and hydrophobic interactions between the two molecules, which play a crucial role in the stability and strength of the interactions.

Evaluation using the Lepinski Rule of Five has shown that Masilinic Acid meets most of the criteria required for a potential drug. Therefore, based on the findings of this research, we can conclude that Masilinic Acid is a promising candidate for further development in antiviral strategies against HIV. Although further research is needed to confirm the effectiveness of Masilinic Acid as an antiviral agent in biological systems, the results of this study provide a strong foundation for further investigations.

## ACKNOWLEDGMENT

None.

## DISCLOSURE STATEMENT

The authors have declared that no competing interests exist.

## REFERENCES

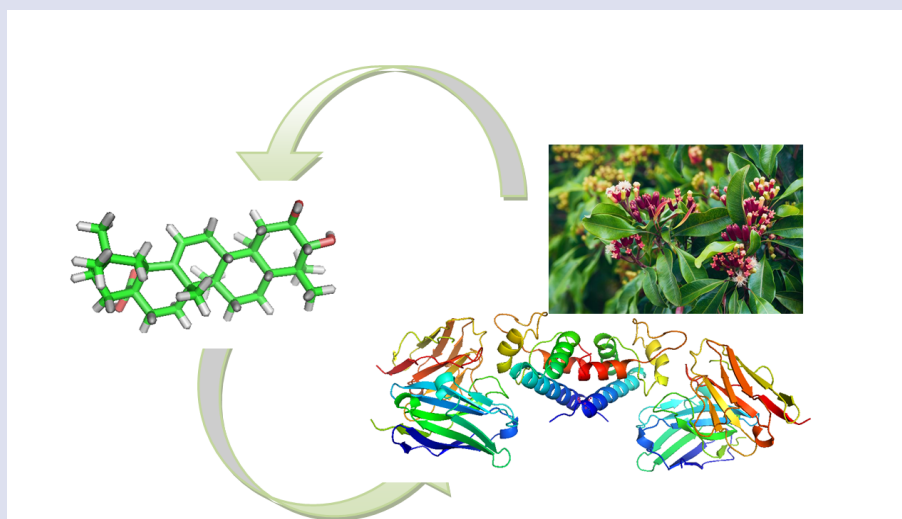
- Bailly C, Thuru X. Targeting of Tetraspanin CD81 with Monoclonal Antibodies and Small Molecules to Combat Cancers and Viral Diseases. *Cancers*. 2023;15(7):2186.
- Grove J, Hu K, Farquhar MJ, Goodall M, Walker L, Jamshad M, *et al*. A new panel of epitope mapped monoclonal antibodies recognising the prototypical tetraspanin CD81. *Wellcome Open Res*. 2017;2:82.
- Sims B, Farrow AL, Williams SD, Bansal A, Krendelchtchikov A, Matthews QL. Tetraspanin blockage reduces exosome-mediated HIV-1 entry. *Arch Virol*. 2018;163(6):1683-9.
- Husen SA, Winarni D, Salamun, Ansori ANM, Susilo RJK, Hayaza S. Hepatoprotective effect of gamma-mangostin for amelioration of impaired liver structure and function in streptozotocin-induced diabetic mice. *IOP Confer Ser: Earth Env Sci*. 2019; 217(1): 012031.
- Pang KL, Mai CW, Chin KY. Molecular Mechanism of Tocotrienol-Mediated Anticancer Properties: A Systematic Review of the Involvement of Endoplasmic Reticulum Stress and Unfolded Protein Response. *Nutrients*. 2023;15(8):1854.
- Balachandran A, Choi SB, Beata MM, Malgorzata J, Froemming GRA, Lavilla CA Jr, *et al*. Antioxidant, Wound Healing Potential and In Silico Assessment of Naringin, Eicosane and Octacosane. *Molecules*. 2023;28(3):1043.
- Wai SN, How YH, Saleena LAK, Degraeve P, Oulahal N, Pui LP. Chitosan-Sodium Caseinate Composite Edible Film Incorporated with Probiotic *Limosilactobacillus fermentum*: Physical Properties, Viability, and Antibacterial Properties. *Foods*. 2022;11(22):3583.
- Sururi AM, Maharani DK, Wati FA. Potensi Senyawa Eugenol Dari Cengkeh (*Syzygium Aromaticum*) Sebagai Inhibitor Protease Hiv-1 (Pr). *Unesa J Chem*. 2023;12(1):26-30.
- Haro-González JN, Castillo-Herrera GA, Martínez-Velázquez M, Espinosa-Andrews H. Clove essential oil (*Syzygium aromaticum* L. Myrtaceae): Extraction, chemical composition, food applications, and essential bioactivity for human health. *Molecules*. 2021;26(21):6387.



10. Wijaya RM, Hafidzhan MA, Kharisma VD, Ansori ANM, Parikesit AA. Covid-19 in silico drug with Zingiber officinale natural product compound library targeting the mpro protein. *Makara J Sci.* 2021; 25(3): 162-171.
11. Guo H, Zeng H, Fu C, Huang J, Lu J, Hu Y, et al. Identification of Sitoglucoside as a Potential Skin-Pigmentation-Reducing Agent through Network Pharmacology. *Oxid Med Cell Longevity.* 2021.
12. Rahman AT, Jethro A, Santoso P, Kharisma VD, Murtadlo AAA, Purnamasari D, et al. In Silico Study of the Potential of Endemic Sumatra Wild Turmeric Rhizomes (*Curcuma Sumatrana*: Zingiberaceae) As Anti-Cancer. *Pharmacogn J.* 2022;14(6).
13. Zainab B, Ayaz Z, Alwahibi MS, Khan S, Rizwana H, Soliman DW, et al. In-silico elucidation of Moringa oleifera phytochemicals against diabetes mellitus. *Saudi J Biol Sci.* 2020;27(9):2299-307.
14. Chen X, Li H, Tian L, Li Q, Luo J, Zhang Y. Analysis of the physicochemical properties of acaricides based on Lipinski's rule of five. *J Comp Biol.* 2020;27(9):1397-406.
15. Ivanović V, Rančić M, Arsić B, Pavlović A. Lipinski's rule of five, famous extensions and famous exceptions. *Popular Sci Article.* 2020;3(1):171-7.
16. Kharisma VD, Probojati RT, Murtadlo AAA, Ansori ANM, Antonius Y, Tamam MB. Revealing potency of bioactive compounds as inhibitor of dengue virus (DENV) NS2b/NS3 protease from sweet potato (*Ipomoea batatas* L.) leaves. *Indian J Forens Med Toxicol.* 2021; 15(1): 1627-1632.
17. Rahman AT, Jethro A, Santoso P, Kharisma VD, Murtadlo AAA, Purnamasari D, et al. In Silico Study of the Potential of Endemic Sumatra Wild Turmeric Rhizomes (*Curcuma Sumatrana*: Zingiberaceae) As Anti-Cancer. *Pharmacogn J.* 2022;14(6).
18. Rabaan AA, Halwani MA, Aljeldah M, Al Shammari BR, Garout M, Aldali J, et al. Exploration of potent antiviral phytomedicines from Lauraceae family plants against SARS-CoV-2 RNA-dependent RNA polymerase. *J Biomol Struc Dynam.* 2023;1-21.
19. Kharisma VD, Ansori ANM, Nugraha AP. Computational study of ginger (*Zingiber officinale*) as E6 inhibitor in human papillomavirus type 16 (HPV-16) infection. *Biochem Cell Arch.* 2020; 20: 3155-3159.
20. Réau M, Langenfeld F, Zagury JF, Lagarde N, Montes M. Decoys selection in benchmarking datasets: Overview and perspectives. *Front Pharmacol.* 2019;9(1).
21. Pinzi L, Rastelli G. Molecular docking: Shifting paradigms in drug discovery. *Int J Mol Sci.* 2019;20(18):4331.
22. Hemalatha G, Sivakumari K, Rajesh S. In silico molecular docking studies of muricin J, muricin K and muricin L compound from *A. muricata* against apoptotic proteins (caspase-3, caspase-9 and  $\beta$ -actin). *Innoriginal Originating Innov.* 2020;7(5):1-4.
23. Lin X, Li X, Lin X. A review on applications of computational methods in drug screening and design. *Molecules.* 2020;25(6):1-17.
24. Patel H, Kukol A. Integrating molecular modelling methods to advance influenza A virus drug discovery. *Drug Discovery Today.* 2021;26(2):503-10.
25. Dibha AF, Wahyuningsih S, Ansori ANM, Kharisma VD, Widyandana MH, Parikesit AA, et al. Utilization of secondary metabolites in algae *Kappaphycus alvarezii* as a breast cancer drug with a computational method. *Pharmacogn J.* 2022;14(3).
26. Ojo OA, Ojo AB, Okolie C, Nwakama MAC, Iyobhebhe M, Ebuomwan IO, et al. Deciphering the interactions of bioactive compounds in selected traditional medicinal plants against alzheimer's diseases via pharmacophore modeling, auto-QSAR, and molecular docking approaches. *Molecules.* 2021;26(7).
27. de Ávila MB, de Azevedo WF. Development of machine learning models to predict inhibition of 3-dehydroquinase dehydratase. *Chem Biol Drug Design.* 2018;92(2):1468-74.
28. Xiong G, Wu Z, Yi J, Fu L, Yang Z, Hsieh C, et al. ADMETlab 2.0: An integrated online platform for accurate and comprehensive predictions of ADMET properties. *Nucleic Acids Research.* 2021;49(W1):W5-14.
29. Lemkul J. From Proteins to Perturbed Hamiltonians: A Suite of Tutorials for the GROMACS-2018 Molecular Simulation Package [Article v1.0]. *Living J Comp Mol Sci.* 2019;1(1):1-53.
30. Fitriani IN, Utami W, Zikri AT, Santoso P. In silico approach of potential phytochemical inhibitor from *Moringa oleifera*, *Cocos nucifera*, *Allium cepa*, *Psidium guajava*, and *Eucalyptus globulus* for the treatment of COVID-19 by molecular docking. 2020.
31. Aini NS, Kharisma VD, Widyandana MH, Murtadlo AAA, Probojati RT, Turista DDR, et al. In Silico Screening of Bioactive Compounds from *Garcinia mangostana* L. Against SARS-CoV-2 via Tetra Inhibitors. *Pharmacogn J.* 2022;14(5).
32. Aamodt KI, Powers AC. Signals in the pancreatic islet microenvironment influence  $\beta$  - cell proliferation. *Diabetes Obes Metab.* 2017;19(1):124-36.
33. Kharisma VD, Ansori ANM, Dian FA, Rizky WC, Dings TGA, Zainul R, et al. Molecular Docking and Dynamic Simulation Of Entry Inhibitor From *Tamarindus Indica* Bioactive Compounds Against Sars-Cov-2 Infection Via Viroinformatics Study. *Biochem Cell Arch.* 2021;21(2):3323-7.
34. Han J, Geng L, Lu C, Zhou J, Li Y, Ming T, et al. Analyzing the mechanism by which oyster peptides target IL-2 in melanoma cell apoptosis based on RNA-seq and m6A-seq. *Food Function.* 2023;14(5):2362-73.
35. Jabir NR, Rehman MT, Alsolami K, Shakil S, Zughaibi TA, Alserihi RF, et al. Concatenation of molecular docking and molecular simulation of BACE-1,  $\gamma$ -secretase targeted ligands: in pursuit of Alzheimer's treatment. *Ann Med.* 2021;53(1):2332-44.
36. Aini NS, Kharisma VD, Widyandana MH, Ali Murtadlo AA, Probojati RT, Turista R, et al. Bioactive Compounds from Purslane (*Portulaca oleracea* L.) and Star Anise (*Illicium verum* Hook) as SARS-CoV-2 Antiviral Agent via Dual Inhibitor Mechanism: In Silico Approach. *Pharmacogn J.* 2022;14(4).
37. Cui Q, Zhang Y, liang, Ma Y, hui, Yu H, et al. A network pharmacology approach to investigate the mechanism of Shuxuening injection in the treatment of ischemic stroke. *J Ethnopharmacol.* 2020;257:112891.
38. Maltarollo VG, Gertrudes JC, Oliveira PR, Honorio KM. Applying machine learning techniques for ADME-Tox prediction: A review. *Expert Opin Drug Metab Toxicol.* 2017;11(2):259-71.
39. Mishra A, Dey S. Molecular docking studies of a cyclic octapeptide-cyclosaplin from sandalwood. *Biomolecules.* 2019;9(11):1-18.
40. Prasad NK, Kanakaveti V. Eadlapalli S, Vadde R, Meetei AP, Vindal V. Ligand-based pharmacophore modeling and virtual screening of RAD9 inhibitors. *J Chem.* 2013;2013.
41. Aini NS, Kharisma VD, Widyandana MH, Ali Murtadlo AA, Probojati RT, Turista R, et al. Bioactive Compounds from Purslane (*Portulaca oleracea* L.) and Star Anise (*Illicium verum* Hook) as SARS-CoV-2 Antiviral Agent via Dual Inhibitor Mechanism: In Silico Approach. *Pharmacogn J.* 2022;14(4).
42. Murtadlo AAA, Wahyuningsih S, Turista DDR, Wiguna A, Wijayanti A, Rachmawati Y, et al. Screening of Reverse Transcriptase Inhibitor from *Moringa oleifera* Bioactive Compound through In Silico Study Against HIV-1. *SAINSTEK Int J Appl Sci Adv Technol Inform.* 2022;1(2):46-53.
43. Rahmah, Salimo H, Wasita B, Pamungkasari EP, Cilmiaty R, Soetrisno. *Mesona palustris* BL: the potential antioxidant. *Bali Med J.* 2023;12(1):560-2.
44. Agung IGAA, Wahjuni S, Wedagama DM, Weta IW, Lestari AAW. Nutraceuticals of nano-betel (*Piper betle* L.) leaves: prevent COVID-19 and oral cavity disease. *Bali Med J.* 2022;11(2):844-9.

45. Purnawati S, Wrasiasi LP, Jaya Lesmana CB, Megantara S, Lesmana R. A study of molecular docking of L-tryptophan ligand as a compound in pineapples and bananas binding with the human serotonin transporter (SERT). *Bali Med J.* 2022;11(3):1243-9.
46. Listari KM, Az-Zahra T, Hasanah A, Agistasari Y. Jatropha multifida L stem sap gel versus Aloe vera gel to post-gingivectomy healing process. *Bali Med J.* 2023;12(1):432-6.
47. Nora H, Rajuddin, Hafizudin, Suhanda R, Indirayani I. Curcumin, a potential oral herbal male contraceptive: a review article. *Bali Med J.* 2022;12(1):82-6.
48. Rosita E, Prasetyo SA, Riwanto I, Atmodjo WL. The effect of Epigallocatechin-3-Gallate (EGCG) combined with low dose sorafenib in apoptosis and Platelet-Derived Growth Factor Receptor (PDGFR) expression in hepatocellular carcinoma rats. *Bali Med J.* 2022;11(1):216-22.
49. Sulistyowati E, Aziz MR. Systematic literature review: potential anti hyperglycemia *Imperata cylindrica*. *Bali Med J.* 2022;11(2):752-6.
50. Abbas N, Al-Shamary, Abbas S, Al-Mizraqchi. The Combination Effects of Honey and Nicotine on the Acid Production of Oral Mutans Streptococci. *J Med Chem Sci.* 2023;6(6):1410-8.
51. Abdullah SM, AL-Hamdani AAS, Ibrahim SM, Al-Zubaid LA, Rashid FA. An Evaluation of Activity of Prepared Zinc Nanoparticles with Extract Green Plant in Treatments of Diclofenac, Levofloxacin, and Tetracycline in Water. *J Med Chem Sci.* 2023;6(6):1323-35.
52. Yedelli K, Pathangi RK. Assessment of Anti-Diabetic and Antioxidant Activities of *Rourea Minor* Stems in Streptozotocin-Induced Diabetic Rats. *J Med Chem Sci.* 2023;6(6):1370-82.
53. Hamzah BF, Taha I, Najm ZM, Husseini MD, Noor SK, Al-Khafaji. Synthesis, Characterization, and Antibacterial Activity of Some New Oxazepine Derivatives. *J Med Chem Sci.* 2023;6(6):1239-45.
54. Qasim MA, Yaaqoob LA. Evaluation of Antibacterial Activity of Iron Oxide Nanoparticles Synthesis by Extracellular *Lactobacillus* against *Pseudomonas Aeruginosa*. *J Med Chem Sci.* 2023;6(5):1100-11.

## GRAPHICAL ABSTRACT



## ABOUT AUTHORS



Rahadian Zainul is a Professor in Physical Chemistry and researcher in CAMPBIOTICS, Universitas Negeri Padang, Indonesia. His research projects are related to virology, bioinformatics, advanced material and also in computational chemistry. He was published more than 71 papers in Scopus and WOS with more than 150 researchers in the world as collaborator.

**Cite this article:** Zainul R, Yanuarti E, Amiroch S, Albari MT, Verawati R, Lubis AP, et al. Interaction of Masilinic Acid from Clove Plant (*Syzygium aromaticum*) with CD81 Antigen in Inhibiting HIV Virus Regulation In Silico. *Pharmacogn J.* 2023;15(4): 484 - 488.